



# MAKE A STOVEPIPE HAT




Follow the instructions below to make a stovepipe hat friend. Then, together, you can tell your family and friends all about Abraham Lincoln.

Materials needed:

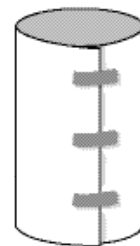
- construction paper
- round paper dinner plate
- tape
- crayons or color markers
- scissors
- glue



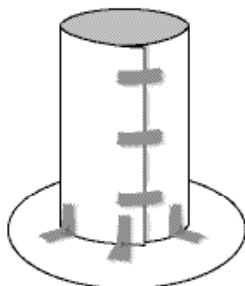
**1** Take a sheet of paper. Hold one end in each hand and overlap the ends in the shape of a tube.



**2** Place pieces of tape along the overlap to make the tube stay together.



**3** Stand the tube up in the center of the plate. Then tape the tube to the plate.



**4** Give your stovepipe hat a friendly face!

